

Asia Capital Limited

CIN: L65993MH1983PLC342502

Registered Office203, Aziz Avenue, CTS-1381, Near
Railway Crossing Vallabhkhair Patel Road,
Vile Parle (W), Mumbai- 400 056
Phone: 022-26100787/ 801/ 802
Email: info@asiacapital.in
Website: www.asiacapital.in**MGT-9****Extract of Annual Return****As on the financial year ended 31st March 2023***[Pursuant to Section 92 (3) of the Companies Act, 2013 and Rule 12 (1) of the Companies
(Management and Administration) Rules, 2014]***I. Registration and other details:**

i)	CIN	L65993MH1983PLC342502
ii)	Registration Date	02-09-1983
iii)	Name of the Company	Asia Capital Limited
iv)	Category/Sub Category of the Company	Public Limited Company/ Non-Banking Finance Company (NBFC)
v)	Address of the Registered office and contact details	203, Aziz Avenue, CTS-1381, Near Railway Crossing Vallabhkhair Patel Road, Vile Parle (W), Mumbai- 400 056 Phone: 022-26100787/ 801/ 802 Email: info@asiacapital.in Website: www.asiacapital.in
vi)	Whether listed company (Yes/No)	Yes; Listed
vii)	Name, Address and Contact details of Registrar and Transfer Agent, if any	Indus Portfolio Private Limited G-65, Bali Nagar, New Delhi-110 015 Tel: 011- 4767 1211; Fax: 011- 4764 1222 Email: rs.kushwaha@indusinvest.com Website: www.indusinvest.com

II. Principal business activities of the company

(All the business activities contributing 10% or more of the total turnover of the company shall be stated)

Sl. No.	Name and Description of main products/services	NIC Code of the Product/service	% of total turnover of the Company
1.	Granting loans to individuals & Companies	99711352	100%



III. Particulars of holding, subsidiary and associate companies:

Sl. No.	Name and address of the company	CIN/GLN	Holding/subsidiary/associate	% age of shares held	Applicable section
1.	SKC Investment Advisors Pvt. Ltd. 203, Aziz Avenue, CTS-1381, Near Railway Crossing Vallabhbhai Patel Road, Vile Parle (W), Mumbai- 400 056	CIN: U67190MH2012PTC231038	Holding Company	75%	Section 2(46)

IV. Share Holding Pattern (Equity Share Capital Breakup as Percentage of Total Equity)**a) Category-wise Share Holding**

Category of Shareholders	No. of Shares held at the beginning of the year [As on 31-03-2022]				No. of Shares held at the end of the year [As on 31-03-2023]				% Change during the year
	Demat	Physical	Total	% of Total Shares	Demat	Physical	Total	% of Total Shares	
A. Promoters									
(1) Indian									
a) Individual/H.U.F.	0	0	0	0	0	0	0	0	0
b) Central Govt.	0	0	0	0	0	0	0	0	0
c) State Govt.(s)	0	0	0	0	0	0	0	0	0
d) Bodies Corp.	2318990	0	2318990	75.00	2318990	0	2318990	75.00	0
e) Banks/FI	0	0	0	0	0	0	0	0	0
f) Any other	0	0	0	0	0	0	0	0	0
Sub-total (A)(1)	2318990	0	2318990	75.00	2318990	0	2318990	75.00	0
(2) Foreign									
a) NRIs Individual	0	0	0	0	0	0	0	0	0
b) Other Individuals	0	0	0	0	0	0	0	0	0
c) Bodies Corporate	0	0	0	0	0	0	0	0	0
d) Banks/FI	0	0	0	0	0	0	0	0	0
e) Any other	0	0	0	0	0	0	0	0	0
Sub-total (A)(2)	0	0	0	0	0	0	0	0	0
Total Shareholding of Promoter A=A (1) +A (2)	2318990	0	2318990	75.00	2318990	0	2318990	75.00	0



B. Public Shareholding									
1. Institutions									
a) Mutual Funds	0	0	0	0	0	0	0	0	0
b) Banks/FI	0	0	0	0	0	0	0	0	0
c) Central Govt.	0	0	0	0	0	0	0	0	0
d) State Govt.(s)	0	0	0	0	0	0	0	0	0
e) Venture Capital Funds	0	0	0	0	0	0	0	0	0
f) Insurance Companies	0	0	0	0	0	0	0	0	0
g) FIIs	0	0	0	0	0	0	0	0	0
h) Foreign Venture Capital Funds	0	0	0	0	0	0	0	0	0
i) Others (specify)	0	0	0	0	0	0	0	0	0
Sub-total (B)(1)	0	0	0	0	0	0	0	0	0
2. Non-Institutions									
a) Bodies Corporate									
i) Indian	0	0	0	0	0	0	0	0	0
ii) Overseas	0	0	0	0	0	0	0	0	0
b) Individuals									
i) Individual shareholders holding nominal share capital upto Rs. 2 lakhs	0	0	0	0	0	0	0	0	0
ii) Individual shareholders holding nominal share capital in excess of Rs. 2lakhs	773010	0	773010	25.00	773010	0	773010	25.00	0
c) Others (specify)	0	0	0	0	0	0	0	0	0
Sub-total (B)(2)	773010	0	773010	25.00	773010	0	773010	25.00	0
Total Public Shareholding (B)=(B)(1) + (B)(2)	773010	0	773010	25.00	773010	0	773010	25.00	0
C. Shares held by Custodian for GDRs & ADRs	0	0	0	0	0	0	0	0	0
Grand Total (A+B+C)	3092000	0	3092000	100	3092000	0	3092000	100	0



b) Shareholding of Promoter

Sl. No.	Shareholder's Name	Shareholding at the beginning of the year			Shareholding at the end of the year			% change in shareholding during the year
		No. of Shares	% of total Shares of the company	% of Shares Pledged/ encumbered to total shares	No. of Shares	% of total Shares of the company	% of Shares Pledged/ encumbered to total shares	
1.	SKC Investment Advisors Pvt. Ltd.	23,18,990	75.00	0	23,18,990	75.00	0	0
Total		23,18,990	75.00	0	23,18,990	75.00	0	0

c) Change in Promoter's Shareholding

Sl. No.	Shareholder's Name	Shareholding		Date of change	Increase/ (Decrease) in shareholding	Reason	Cumulative Shareholding during the year (01-04-2022 to 31-03-2023)	
		No. of Shares at the beginning (01-04-2022)	% of total Shares of the Company				No. of Shares	% of total Shares of the Company
No Change								

d) Shareholding Pattern of top ten Shareholders (Other than Directors, Promoters and Holders of GDRs and ADRs)

Sl. No.	Shareholder's Name	Shareholding		Date of change	Increase/ (Decrease) in shareholding	Reason	Cumulative Shareholding during the year (01-04-2022 to 31-03-2023)	
		No. of Shares at the beginning (01-04-2022)	% of total Shares of the Company				No. of Shares	% of total Shares of the Company
1.	Mr. Abhishek Richhariya	122000	3.95	-	-	-	122000	3.95
2.	Mr. Ratan Babulal Lath	102530	3.32	-	-	-	102530	3.32
3.	Ms. Avriti Mishra	100000	3.23	-	-	-	100000	3.23
4.	Mr. Sandeep V Dadia	78280	2.53	-	-	-	60000	1.94
5.	Mr. Ajaykumar Bholanath Gupta	60000	1.94	-	-	-	60000	1.94
6.	Mr. Dilip Kumar Jha	60000	1.94	-	-	-	50000	1.62
7.	Mr. Shashindra Omprakash Singh	50000	1.62	-	-	-	78280	2.53
8.	Mr. Smit Ketan Shah	50000	1.62	-	-	-	50000	1.62
9.	Mr. Amit Sheth	40100	1.30	-	-	-	60000	1.30
10.	Mr. Shatrughna A Mandal	40000	1.29	-	-	-	40000	1.29
11.	M/s Rameshwar Mishra And Sons.	40000	1.29	-	-	-	40000	1.29




e) Shareholding of Directors and Key Managerial Personnel:

Sl. No.	Name of the Directors and KMPs	Shareholding		Date of change	Increase/ (Decrease) in share-holding	Reason	Cumulative Shareholding during the year (01-04-2022 to 31-03-2023)	
		No. of Shares at the beginning (01-04-2022)	% of total Shares of the Company				No. of Shares	% of total Shares of the Company
1.	Mr. Santosh Suresh Choudhary	Nil	N.A.	-	N.A.	N.A.	Nil	N.A.
2.	Mr. Akash Devendra Ramola	Nil	N.A.	-	N.A.	N.A.	Nil	N.A.
3.	Mr. Manoj Kumar Jain	Nil	N.A.	-	N.A.	N.A.	Nil	N.A.
4.	Mr. Sanjay Rajgarhia	Nil	N.A.	-	N.A.	N.A.	Nil	N.A.
5.	Dr. (Mrs.) Dipti Singh	Nil	N.A.	-	N.A.	N.A.	Nil	N.A.
6.	Mr. Nirav Laxmichand Mamniya	Nil	N.A.	-	N.A.	N.A.	Nil	N.A.
7.	Mr. Siddharth Bhikchand Bhansali	Nil	N.A.	-	N.A.	N.A.	Nil	N.A.
8.	Mr. Hanuman Govind Patel	Nil	N.A.	-	N.A.	N.A.	Nil	N.A.

V) Indebtedness of the company including interest outstanding/accrued but not due for payment**(Amount in thousands)**

Indebtedness at the beginning of the financial year	Secured Loans excluding deposits	Unsecured Loans	Deposits	Total Indebtedness
i) Principal Amount	0	7,116.12	0	7,116.12
ii) Interest due but not paid	0	0	0	0
iii) Interest accrued but not due	0	0	0	0
Total (i+ii+iii)	0	7,116.12	0	7,116.12
Change in Indebtedness during the financial year	0	0	0	0
• Addition	0	2,300.00	0	2,300.00
• Reduction (Repayments)	0	0	0	0
Net Change	0	2,300.00	0	2,300.00
Indebtedness at the end of the financial year				
i) Principal Amount	0	9,416.12	0	9,416.12
ii) Interest due but not paid	0	0	0	0
iii) Interest accrued but not due	0	0	0	0
Total (i+ii+iii)	0	9,416.12	0	9,416.12




VI. Remuneration of directors and key managerial personnel**A. Remuneration to Managing Director, Whole-Time Directors and/or Manager: Nil**

Sl. No.	Particulars of Remuneration	Name of MD/WTD/Manager			Total Amount (in Rs.)
1.	Gross salary				
	(a) Salary as per provisions contained in section 17 (1) of the Income-tax Act, 1961				
	(b) Value of perquisites u/s 17 (2) Income-tax Act, 1961				
	(c) Profits in lieu of salary under section 17 (3) Income- tax Act, 1961				
2.	Stock Option				
3.	Sweat Equity				
4.	Commission				
	- as % of profit				
	- others, specify...				
5.	Others, please specify				
	Total (A)				
	Ceiling as per the Act				

B. Remuneration to other directors

Sl. No.	Particulars of Remuneration	Name of Director			Total Amount (in Rs.)
1.	Independent Directors	Mr. Sanjay Rajgarhia	Dr. (Mrs.) Dipti Singh	Mr. Nirav Laxmichand Mamniya	
	Fee for attending board & committee meetings	27,500	82,500	27,500	137,500
	Commission	Nil	Nil	Nil	Nil
	Others, please specify	Nil	Nil	Nil	Nil
	Total (1)	27,500	82,500	27,500	137,500
2.	Other Non-Executive Directors	Nil	Nil	Nil	Nil
	Fee for attending board & committee meetings	Nil	Nil	Nil	Nil
	Commission	Nil	Nil	Nil	Nil
	Others, please specify	Nil	Nil	Nil	Nil
	Total (2)	Nil	Nil	Nil	Nil
	Total (B)= (1+2)	27,500	82,500	27,500	137,500
	Total Managerial Remuneration	27,500	82,500	27,500	137,500
	Overall Ceiling as per the Act	It is in accordance with the ceiling as specified under section 197 read with Schedule V of the Companies Act, 2013			



C. Remuneration to key managerial personnel other than MD/Manager/WTD
(Amount in Rupees)

Sl. No.	Particulars of Remuneration	Key Managerial Personnel		
		CFO	CS	Total
1.	Gross salary	Mr. Siddharth Bhikchand Bhansali	Mr. Hanuman Govind Patel	
	(a) Salary as per provisions contained in section 17 (1) of the Income-tax Act, 1961	Nil	6,24,000	6,24,000
	(b) Value of perquisites u/s 17 (2) Income-tax Act, 1961	Nil	Nil	Nil
	(c) Profits in lieu of salary under section 17 (3) Income-tax Act, 1961	Nil	Nil	Nil
2.	Stock Option	Nil	Nil	Nil
3.	Sweat Equity	Nil	Nil	Nil
4.	Commission	Nil	Nil	Nil
	- as % of profit	Nil	Nil	Nil
	others, specify...	Nil	Nil	Nil
5.	Others, please specify	Nil	Nil	Nil
	Total	Nil	6,24,000	6,24,000



VII. Penalties/punishment/compounding of offences: Nil

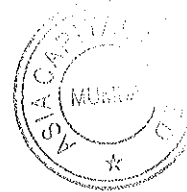
[No penalties/punishment/compounding of offences were levied under the Companies Act, 2013.]

Type	Section of the Companies Act	Brief Description	Details of Penalty/ Punishment/ Compounding fees imposed	Authority [RD/ NCLT/ COURT]	Appeal made, if any (give Details)
A. Company					
Penalty					
Punishment					
Compounding					
B. Directors					
Penalty					
Punishment					
Compounding					
C. Other officers in default					
Penalty					
Punishment					
Compounding					

By the order of the Board
For Asia Capital Limited



Santosh Suresh Choudhary
Chairman
DIN: 05245122




Manoj Kumar Jain
Director
DIN: 00097821

Date: August 22, 2023
Place: Mumbai